



Disney Cruise Line

PLANNING GUIDE

lots set sail!

Arrival Timeline

This timeline of events leading up to your cruise assumes you are arriving at your embarkation point a day before you sail.



1

ONCE YOU'VE BOOKED YOUR CRUISE

- Download the Disney Cruise Line Navigator app
- Reserve premium activities such as Port Adventures, adult-exclusive dining and more through the Disney Cruise Line Navigator app or online via My Reservations when your booking window opens.

2

30 DAYS BEFORE SETTING SAIL

- Complete Online Check-In. Be sure to select a Port Arrival time. Note: Castaway Club Members are able to check in earlier!

3

1 DAY BEFORE SETTING SAIL

- Put the DCL luggage tags (the ones you received in the mail) on your bags. If you need more, they will be available to you at the port.
- Make sure to have some small bills handy for tipping the porters at the terminal

4

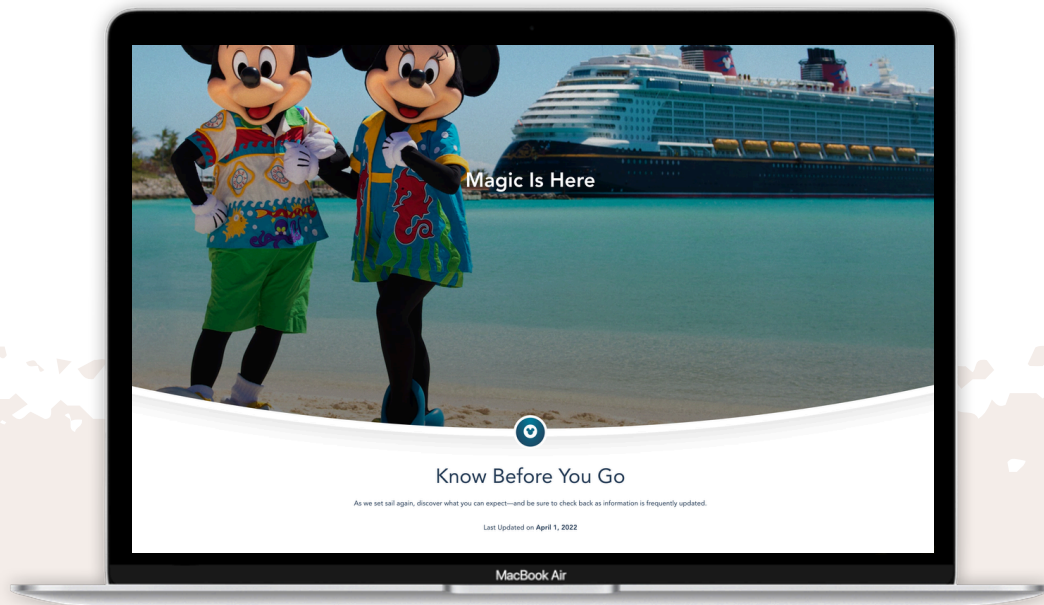
AT THE CRUISE TERMINAL

- Show up at your designated arrival time with port-arrival forms, passports and ID, and all other important documents at the ready. Face coverings are optional. *Remember: showing up early just means you'll just have to wait to be admitted.*
- Give your large pieces of luggage - including anything unlikely to fit through the x-ray scanner - to the porter.
- Have all documentation ready *before* you reach the first checkpoint. Be prepared to present your documents at any point - or at several points - before you board.
- While waiting to board, review your dining rotation (check the schedule later when you get your Key to the World cards), request any stateroom upgrades that you might be interested in, and log in to the Navigator app to make plans after the ship leaves port.

Bon Voyage!

KNOW BEFORE YOU GO

Explore updates below about ship services, Safe Passage, amenities, dining, transportation, check-in, and more.



[CLICK HERE](#)

DCL NAVIGATOR APP

Explore what's happening on the ship
before and during your sailing

01 Categories within the app

Within the app, you'll find information about the following categories:


- Dining Information
- Deck Plans
- Activity Schedules
- Disembarkation Information
- Onboard Chat

02 Onboard Chat

Allows you to text other passengers at no charge over Wi-Fi. You can also interact with Guest Service and other staff departments on the ship.

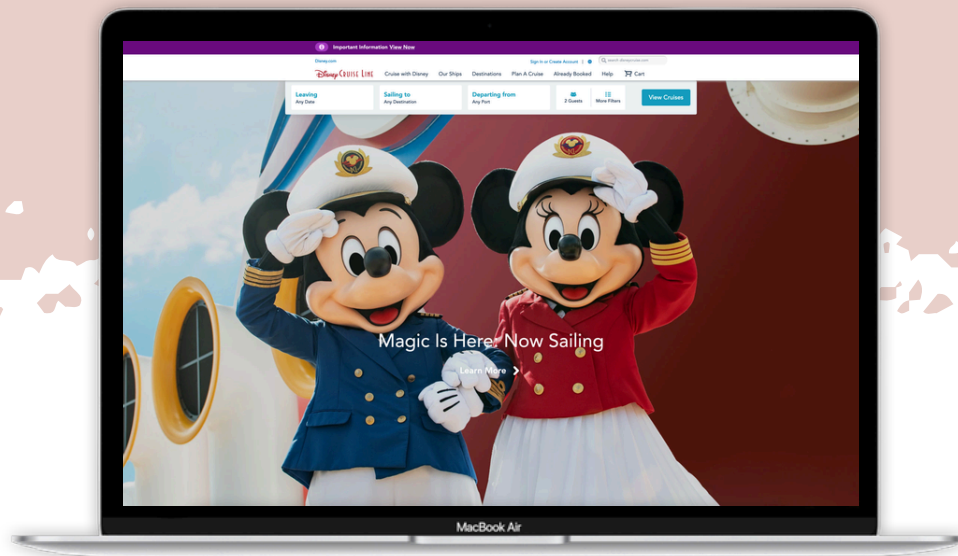
03 Restaurant Menus

View complete menus for every restaurant on the ship, usually several days in advance. This can help "picky eaters" or guests with dietary restrictions avoid stressful situations.



SET UP YOUR DISNEY ACCOUNT

Your online Disney account will be your portal for planning the details of your entire trip.



Follow these steps to set up your account:

- Visit [Disneycruise.disney.go.com](https://disneycruise.disney.go.com) and click "Sign In or Create Account"
- Enter the requested info, including your email address
- Check the box to agree to the "Terms of Use" and "Privacy Policy" and then click "Create Account"

A message will appear to confirm that your account has been created.

[CLICK HERE](#)



WHAT'S INCLUDED

IN YOUR CRUISE FARE

What's Included

- All meals & snacks (excluding specialty experiences and adult-dining)
- Most room-service meals
- All-you-want soft drinks & ice cream
- Live performances & character sightings
- Gym facilities
- Pools, waterslides, hot tubs
- Mini golf, basketball, shuffleboard
- Castaway Cay beaches & restaurants
- Kids & teen clubs (ages 3 and up)

What's Not Included

- Tips/Gratuities
- Travel Insurance
- All alcoholic beverages
- All soda/specialty drinks
- Specialty and Adult Dining
- Personal training & some fitness classes
- Some bar snacks
- Castaway Cay recreation and alcohol
- Spa Services
- Childcare under 3 years of age
- Bingo

CRUISE SUCCESS TIPS

PACKING SUGGESTIONS



Refillable Water Bottles

Staying hydrated on your cruise is an important part of having an incredible vacation. I recommend carrying refillable water bottles that you can fill at water stations throughout the ship.



Cruise-Approved Power Bar

Most cruise ship cabins have limited electric outlets. (Some only have two!) If you're bringing electronic items like phones, iPads, speakers, go-pros, and anything else, you'll really want more plugs.



Magnetic Hooks

Did you know every inch of your stateroom is magnetic? Consider bringing a package of magnetic hooks to hang around your room. These will attach to the walls & ceiling, allowing you extra spots to hang towels, hats, and clothes.

SAFETY DRILLS

An International Requirement



What is a “muster drill”?

An essential safety procedure called a muster drill is carried out onboard to ensure the preparedness of both guests and crew members in the event of an unforeseen emergency. The assembly muster drill is an international requirement that is enforced by the Coast Guard as well as other port state authorities. There are three parts to complete your mandatory safety drill.

Completing your Safety Drill

Disney® Cruise Line has continued to hold in-person muster drills. All Guests must participate in the pre-departure assembly drill to comply with U.S. Coast Guard and international safety regulations. Everyone on board will be notified when the drill is to begin and everyone is required to take part. The muster drill will comprise of the following:

- Visiting your muster drill station as indicated in your app
- Once there, you will check in with a crew member. From there, you will watch a safety demonstration.

The guest assembly drill content announcements and instructions are either made in English or in the official language of the vessel. On some sailings, announcements may be made in the language of the primary market, then followed by English and any other core languages.

Travel Documents

PASSPORT & ID REQUIREMENTS



What travel documents do I need to sail?

Everyone in your travel party, including babies and children, must present proof of citizenship before boarding the ship.

Passports

A passport is your safest and simplest form of documentation because it is valid in any scenario. Depending on the situation, it's either mandatory or good to have but not absolutely necessary. If you don't have a passport and you're a US citizen traveling from a US port, you're traveling in the Western Hemisphere, and you're on a so-called closed-loop cruise (embarking and debarking from the same US port on the same ship) you may be able to use alternative documentation.

Alternatives for US Adults who don't have a passport

- A US Passport Card: This limited-use document lets you enter the US by land or sea from within the Western Hemisphere. A new card costs \$60 for adults ages 16 and over versus \$130 for a first-time US Passport book.
- An Enhanced Driver's License (EDL): An EDL provides proof of both identity and citizenship in addition to certifying you to drive. Currently only available to adults in Michigan, Minnesota, New York, Vermont, and Washington.
- A Trusted Traveler Program Card: (NEXUS, SENTRI, or FAST)
- A Uniformed Services ID Card: for US military traveling on official orders.

A tip for you:

As your travel agent, I recommend that all members of your party obtain passports if possible. This is the safest way to travel and will allow you to return to the US at any time in the event of an unexpected emergency.

[BOOK A PASSPORT APPOINTMENT](#)

Cruising with Minors



REQUIRED DOCUMENTATION

When cruising with my minor child AND my child's other parent:

If traveling with your child and their other parent, you must present one of the following:

- A valid US Passport or Passport Card
- An original or copy of a state-issued birth certificate AND Government-issued photo ID.
 - Puerto Rico birth certificates issued prior to 7/1/10 are not acceptable
 - Hospital-issued birth certificates are not acceptable
- Original Consular Report of Birth Abroad issued by the Department of State AND Government-issued photo ID
- Original Certificate of Naturalization issued by US Citizenship and Immigration Services AND Government-issued ID

When cruising with a minor child that I do not have legal custody of:

If you're an adult age 21 or older traveling with someone else's minor child, DCL requires written permission from the child's parent or legal guardian. You must fill out, print, and present DCL's Minor Authorization Form. It is also recommended that you bring a signed, notarized permission letter in addition to proof of the child's citizenship.

When cruising with my legal minor child but without the child's other parent:

US Customs and Border Protection strongly recommends that you also bring along a signed, notarized permission letter in addition to proof of the child's citizenship.

Children 15 years of age & younger

Are required to present one of the documents listed above, but do not need to present a Government-issued photo ID.

[LEARN MORE HERE](#)

EMBARKATION

the magic awaits



Managing your Luggage on Embarkation Day

Check-in early by downloading the Disney Cruise Line Navigator app. The app expedites boarding, allowing guests to select a designated arrival that helps cut down on crowds.

When you arrive at the terminal, you'll hand over any large luggage that you've tagged with the provided arrival documents to the porters. But you'll keep your carry-on luggage. Checked bags are safely delivered to your stateroom that day, freeing you from managing them as you acquaint yourself with the ship. What some first-time cruisers don't realize is many activities are up and running right when you board, so it's helpful to plan ahead and pack your carry-on with must-haves like sunscreen and shades.

Ready to relax by the pool? It is recommended to, at the very least, have your swimsuit, sunscreen, and a change of clothes to enjoy the pools and atmosphere on deck. You can find all open activities in the ship's mobile app or by grabbing a printed copy at Guest Services on board.



Pro Tip: Don't miss the party!!

At your ship's sail-away time, be sure to find yourself on the top deck to experience the party and wave goodbye to onlookers on shore!



EMBARKATION

CONTINUED

Explore the Ship

Once on the ship, get familiar with a bow-to-stern stroll. Be sure to use the app's map to help you navigate, maximizing every minute! Much of the ship will be welcoming guests, so consider checking out the gym and spa while you're exploring.

If you're hungry, visit any of the casual restaurants. You can also preview the main dining room and specialty restaurants that will open later that evening.

Lastly, check out the ship's venues and performance schedule. By the afternoon, your stateroom should be ready!

Carry On Packing Suggestions

- Swimsuits
- Flip-flops or water shoes (the deck can get hot)
- Sunglasses
- Sunscreen
- Cover-up
- Hats
- Reading material, iPad, videogames or other entertainment
- Camera, if you aren't using your phone
- Medications you might need between noon and dinnertime
- Change of clothes for dinner, if what you wear to board the ship isn't reasonable (though it almost certainly is fine, as long as it's not a swimsuit).



...SETTING SAIL

Get ready for all sorts of excitement at the happiest celebration at sea! A jubilant deck party builds anticipation as images of the fun to come are featured on the Funnel Vision—you might even see yourself on the big screen!

It's a magical introduction to your vacation as confetti and streamers rocket through the air, shooting skyward while the Pinocchio classic "When You Wish Upon a Star" bellows from the ship's blow horn. And as the party comes to an end, you know the fun is just beginning. So, be sure to check the Personal Navigator—the Disney Cruise Line daily newsletter—to explore all the excitement that awaits you on your cruise vacation.

Bon Voyage!

ROTATIONAL DINING

A DISNEY CRUISE LINE INNOVATION

What is Rotational Dining?

One innovation DCL brought to the cruise industry is the concept of Rotational Dining. With rotational dining, you will visit one of three standard

On cruises four nights or longer, you'll repeat at least one of the three standard restaurants. The menus will change each night, but the decor remains the same.

Instead of repeating a restaurant, you may



View the complete list of dining options:

[EXPLORE DCL DINING](#)

Kids' Clubs

AT A GLANCE



About Kids' Clubs

DCL has no equal when it comes to their children's entertainment. Kids' Clubs for infants to 17 year olds open as early as 7:30am for babies and close as late as 2am for teenagers. A variety of activities take place throughout the day that last between 60-90 minutes, so regardless of when your child checks in, they'll be able to jump into a new activity!

Kids Club Hours

The operating hours for the Oceaneer Club and Lab are typically 9:00am to midnight or 1:00am, but they can vary from ship to ship, so you'll want to check for those details on your specific cruise. When a ship is in port, there are fewer activities scheduled and sometimes hours may be shorter. Later in the evening, mats are provided for younger children whose parents may be out past the little one's bedtime.

Using the Kids Club While Off-ship

Guests are permitted to use kids' clubs whenever they are open, including when a ship is in port. Guardians are not required to stay on the ship while their children are checked in.

My Disney Cruise Adventure Booklet

Designed for younger cruisers, this complimentary 30-page printable booklet features helpful information about what children can expect when sailing and fun activities they can do before and during their cruise. Parents will also find useful tips to help prepare their family for their adventure on the high seas.

Kids' Clubs Open Houses

Some children may feel a little nervous about attending Kids' Club. More often than not, once a child has their first experience in a DCL Kids' Club, they are reluctant to leave! To help with this transition, DCL offers open houses so families can use the clubs' facilities together.

[LEARN MORE HERE](#)

DISNEY CRUISE LINE®

SUCCESS TIPS

WHAT TO DO IF THINGS GO WRONG



HURRICANES / SEVERE WEATHER

If bad weather strikes, your cruise ship will be prepared. Modern cruising and weather forecasting means there are zero surprises when it comes to weather, and your cruise line will make plans accordingly to avoid any troublesome storms. If your sail date is during hurricane season, we will monitor the situation and reschedule your cruise if needed.



LATE OR MISSED DINING RESERVATION

Sometimes things happen and you might miss a Specialty Dining reservation. Disney's policy is that they will typically hold your reservation up until 15 minutes after your scheduled dining time. If this happens, you will need to head to the Main Dining Room or other dining area for your dinner.



SICK/INJURIES

Every cruise ship has a Health Center with a public health officer and a third-party doctor and nurse. Free screenings for Covid-19 are always available. The Health Center can provide doses of basic over-the-counter and some prescription medicines. Note: Health Center services are not free.



MOTION SICKNESS

Motion sickness (or sea sickness) is a common experience for many cruise passengers. If you are prone to sea sickness, prescription medicine is your most reliable route to keeping the good times rolling on your cruise. You can choose from numerous options, including patches and pills available with prescriptions or over the counter. Otherwise, pack dramamine and wrist patches.



LOST ITEMS

If you discover an item is missing during your cruise, please ask a Disney Cruise Line representative for help or visit the Guest Services Desk on Deck 3, Midship to retrieve found items—open 24 hours for your convenience.



The Disembarkation Process

How do I learn how to disembark?

The most pertinent disembarkation information will be included in your ship's daily newsletter. There will also be information via Disney Cruise Line's Navigator app.

How do I finalize payments for things I've bought onboard?

On the final night of your cruise, a printed tally of your onboard account will be delivered to your cabin. All you have to do is make sure that all of the charges on the bill are correct. If there's a mistake, you have to get in line at the reception desk to contest the charges.

When it comes to tipping, on the last day of your cruise you will also receive four small envelopes

Meet Your Ship: The Disney Fantasy™


- Godmother: Mariah Carey
- Home Port: Port Canaveral, Florida



Fun Facts

- The Disney Magic is constructed in the Art Deco style, characterized by geometric designs and bold, solid colors.
- Sorcerer Mickey is painted on the bow, a statue of Helmsman Mickey is in the atrium and a statue of Goofy hangs from the aft.
- Part of the ship was constructed in Ancona, Italy then towed 100 miles to meet the stern in Marghera (just outside Venice) to be perfectly joined and welded together.
- Measuring 964 feet in length, it's longer than Main Street, U.S.A. at the Magic Kingdom in Walt Disney World.
- The ship's anchor weighs 28,200 pounds — equivalent to three full-grown elephants!
- 30 percent of its 875 staterooms are inside and 70 percent of staterooms are outside — 229 with an ocean view and 384 with a verandah (including 22 suites)!
- There are 10 family areas on board, seven youth areas, and eight adult areas.
- There are eight dining options, including Rapunzel's Royal Table for main dining, Palo for adult-exclusive specialty dining and Cabanas for casual dining.





Disney FantasyTM

Favorite Restaurants

Palo

Named after the signature long poles used by gondoliers in Venice, Palo serves an adult-exclusive restaurant serving Italian fare in an intimate setting amid stunning seaside views.

Deck 12 Aft

Enchanted Garden


Dine in a serene splendor that recalls an elegant conservatory amid the foothills in France. The restaurant is home to custom-glass flower lights, white trellises, ornamental posts and—at the center—a delightful 7-foot tall cascading fountain featuring a fanciful stone cherub Mickey Mouse. Along the walls, frescoes of rolling hills mingling with lush greenery amid a magnificent blue sky add to the idyllic ambience.

Deck 2 Midship

Royal Palace

Dining at Royal Palace places you and your family in the center of a classic Disney fairy tale. By imperial decree, distinguished Guests are invited to savor a mouthwatering menu of French and American cuisine daily. Adding to the magic, the circular floor plan, fluted columns and iron railings that grace the restaurant are all faithfully recreated from the ballroom scene in the Disney animated movie, Cinderella.

Deck 3 Midship



Disney FantasyTM

Favorite Restaurants

Royal Court Royal Tea

Lady Chamomile, Chef Brule and some popular Disney princesses welcome you to a dining celebration in your honor.

Enjoy a whimsical teatime in an idyllic storybook setting adorned with sparkling chandeliers and fanciful icons. The Royal Tea Hostess and Royal Pastry Chef are pleased to make your acquaintance and regale you with stories, dance, sing and encourage you to join in the fun. Feel like royalty—and delight in a very special meet-and-greet with some favorite Disney princesses!

The fanciful menu includes a selection of herbal teas and 2 delicious courses—one sweet and one savory.


For Guests with dietary restrictions, this unique dining event can accommodate most dietary needs. Advance notice may be required. Please indicate any special dietary need at time of reservation booking.

This is a specially priced experience, available for an additional fee:

- Children: \$220
- Adults: \$69

It's a fantasy-come-true for little ones!

Locations Vary



Disney Fantasy TM

Favorite Restaurants

Palo Be Our Chef

Rub elbows and aprons with our culinary wizards while concocting delish dishes during this portside cooking class.

Eat, drink and prepare for an incredibly appetizing adventure—only on the Disney Fantasy! Guests are in for a treat when they cook side by side with the gastronomical gurus of Palo's kitchen. Savor an aromatic medley of flavors while learning to make several crowd-pleasing plates from the brunch menu—including Margherita Pizza, Butternut Agnolotti Ravioli and Palo's popular signature dessert, the Limoncello Tart.


Feast on authentic antipasto and tomato-mozzarella Caprese salad as well as your own tasty creations. Guests-turned-chefs will sample a selection of Italian wines while Palo's resident sommelier explains the intricate art of wine pairing.

Commemorate the class with parting gifts that include a personalized Palo chef's jacket, apron, hat and name tag plus a keepsake menu, recipe cards and photos with the chef as well as a surprise guest. Don't miss the most magical meal this side of the Atlantic!

Event Details:

- Palo restaurant on the Disney Fantasy (portside)
- 11:00 AM to 2:00 PM
- Class limited to 8 attendees
- Price: \$279 per Guest

[Palo Restaurant](#)



Disney FantasyTM

Favorite Restaurants


Remy

A French-inspired menu of superior seasonal ingredients ensures dining at Remy is always a first-rate gastronomic affair. Gourmet selections are specially crafted by Chef Scott Hunnel, from the award-winning Victoria & Albert's at Walt Disney World Resort, and advising Chef Arnaud Lallement—a 3-Michelin-starred chef who not only helms the celebrated l'Assiette Champenoise restaurant just outside Reims, France, but was also recently named one of the world's 10 best chefs in a list compiled by Le Chef, which was voted on by other 2- and 3-star Michelin chefs from around the globe.

At Remy, Chef Arnaud presents a dinner menu steeped in the rich legacy of epicurean excellence. Dinner begins with a complimentary "Collette," a chilled Champagne cocktail prepared at your table. A quick glance at the seasonal menu reveals Chef Arnaud's culinary influence throughout, with multiple tasting courses celebrating the sea, the earth and fresh ingredients culled from the world market. Artfully prepared dishes include such delicacies as langoustine, duck, elk, sablefish and Kobe beef.

Guests also get to enjoy the global offerings of a gourmet cheese trolley, an extensive wine menu and after-dinner coffee service.

Deck 3 Midship



Disney FantasyTM

Favorite Restaurants

Animator's Palate

Be drawn into a spacious yet stylized dining room that recalls a real-life, hand-drawn environment in black and white. Animator's Palate boasts a fantastic architectural design, where proportions bend and slant suddenly and sketches showcasing characters and scenes from Disney and Disney·Pixar films adorn the walls around you.

[Learn More](#)

Cabanas

Cabanas is a novel, free-flowing restaurant experience serving made-to-order mouthwatering specialties. During breakfast and lunch, wander the "boardwalk"—home to over 10 diverse food stations—and partake in an eclectic menu of freshly prepared, culinary classics. At dinnertime, the restaurant is transformed into a table-service dining experience where entrees are cooked to order in the show

[kitchen.](#)

CRUISING TIPS & TRICKS

- ✓ When cruising during winter months, fly down the night before to ensure you arrive on time.
- ✓ Pack your bathing suit and any items you'll want when you first board the ship in your carry-on
- ✓ Skip the buffet on embarkation day. It is usually quite crowded, so I recommend heading to a secondary option.
- ✓ Join a facebook group for your cruise ship. There are always other travelers asking questions and sharing tips and suggestions from their own experiences
- ✓ Keep your phone in airplane mode. Be sure to double check with the DCL about their internet packages and policies
- ✓ Download the DCL app. This will be a fantastic resource for what's happening on the ship as well as information prior to your departure.



OCEAN LINGO

A GLOSSARY OF CRUISING TERMS

- **Ship** - You're on a ship, not a boat.
- **Cabin** - Your room is called a cabin. While hotels have rooms, ships have cabins.
- **Stateroom** - Sometimes a cruise cabin will be referred to as a stateroom
- **Deck** - Your ship will have many decks. While hotels refer to floors, cruise ships refer to decks.
- **The Bridge** - The bridge is the navigational hub of the ship
- **Cruise Director** - Your cruise director, among other duties, will act as Emcee, heading up most major entertainment events on the ship
- **Port of Departure** - This is the port from which your cruise will depart
- **Cruise Terminal** - Just like airplanes have airports, cruise ships have cruise terminals or cruise porrts.
- **Ports of Call** - This is an individual destination where you will stop at for the day.
- **Shore Excursion** - This is an organized activity you may choose to do when in a port.
- **Tender** - There are some ports where cruise ships cannot access the land directly and dock. In these cases, your ship will "tender" a few minutes away from the port and shuttle passengers in by tender boats.
- **Muster Drill** - The muster drill is a mandatory safety drill which is done prior to sailing.
- **Sea Day** - A day at sea when your ship is not visiting a port
- **Pier Runners** - This is an unofficial name given to those who can be seen running in the last few minutes hoping not to miss the ship's departure.
- **Gratuities** - Gratuities (or tipping) is customary on a cruise. A per person service fee or gratuity will be charged daily to your cabin.



Disney Cruise Line

PLANNING GUIDE



[@onemansdreamers](https://www.instagram.com/onemansdreamers)



[OneMansDreamers](https://www.facebook.com/OneMansDreamers)



morganc@magicmorningsvacations.com



[onemansdreamers.com](https://www.onemansdreamers.com)

lots set sail!